



---

**Tube Enterprises Incorporated dba Integrity Medical Solutions Inc**  
**Manufacturer of Emergency Preparedness & Response Equipment Solutions**



2021

*Equal and compassionate care for our most at risk populations*

## Contents

1.....	Introduction
2.....	Westcot Functional Needs
3.....	Westcot Functional Needs Rapid Deployment System
4.....	Westcot Emergency Disaster Survivor (Special Needs)
5.....	Westcot Active Patient Care (Field Medical Hospital)
6.....	Westcot Active Patient Care Rapid Deployment System
7.....	Westcot Bariatric Functional Needs
8.....	Westcot Bariatric Special Needs
9.....	Westcot Shelter in Place
10.....	Westcot Shelter in Place Rapid Deployment System
11.....	Westcot Bariatric Patient Cot
12.....	Westcot Bariatric Patient Rapid Deployment System
13.....	Westcot Toddler Cots (Cowboy Cots)
14.....	Westcot Toddler Cart 10 Bed Package
15.....	Westcot Baby Crib
16.....	Westcot Patient Transport Unit
17.....	Westcot NSN Cot / OGC (Mil Spec)
18.....	Westcot General Use Cot
19.....	Westcot General Use Cot Rapid Deployment System
20.....	Westcot/Westcart Mobilized Storage
21-22.....	IMS Trailer Sales
23.....	Westcot Disposable Linen Options
24.....	Reference Page



### **Introduction**

Tube Enterprises Incorporated dba Integrity Medical Solutions (IMS) has been manufacturing the Westcot product line of emergency preparedness and response equipment since 2004. Over the years IMS' managing partners have developed and greatly expanded on their capabilities with diverse products and a passion to engage agency partner insight. IMS will continue to strive toward enabling more effective operational procedures while including the health concerns of Responders, as well as the Nation's most at risk populations.

### **Mission Statement**

IMS' managing partners are compassionate about providing equal care for at risk populations and safeguarding Responder health via the qualified products developed and manufactured at IMS' 25,000 square foot facility. Per 75 years of combined manufacturing experience IMS has finetuned their capabilities and enhanced product variation to a level of impeccable greatness.



**Tube Enterprises, Inc. dba Integrity Medical Solutions, Inc.**

**1028 Railroad Ave. Shelby, North Carolina 28152 USA**

**TID #: 20-1590871 / 20-4604067**

**704.692.5417 (M)**

**855.505.9267 (TF)**

**SALES@INTEGRITYMEDICALSOLUTIONS.COM**

**IMS4BEDS.COM**

**DUNS # 144934929**

**CAGE CODE # 8A0Q5**

Preparedness focuses on preparing equipment and procedures for use when a disaster occurs. This equipment and these procedures can be used to reduce vulnerability to disaster, to mitigate the impacts of a disaster or to respond more efficiently in an emergency.

(Emergency Preparedness, n.d)

# WCFNC



## Dimensions / Pack Out

- 42 x 32 x 8" (Stored)
- 80 x 32 x 18" (Deployed)
- 29 lb. Curb Weight
- 450 lb. Working Capacity
- 42 x 34 x 13.75" (Carton: Qty 2)
- 12 per pallet 40 x 48 x 82" @ 435 lbs.



FL Pasco County DOH Stand Alone Shelter 2019

## Westcot Functional Needs Cot

### Application

- Functional Needs Support
- Mass Care
- Surge Capacity
- Physical/Cognitive Ability Challenges
- Medical Shelters
- General Population (Post Katrina Emergency Management Reform Act)

### Safety

- ADA Compliant
- FNSS Recommended
- 450 Lb. Working Capacity
- Friction Welded Tubular Ends
- Heavy Duty Leg Locks
- Reinforced/Antimicrobial Vinyl Coated Decking
- Antimicrobial Soil/Resistant Triple Layer Vinyl Mattress
- Easy to Decontaminate
- Exceed FED STD 1633 for Flammability Rating
- Anti-Tilt stabilizing design prevents tipping
- Safety and Instructional Labeling

### Superior Functionality

- Five Position Locking Head Elevator
- Two Position Foot Elevator
- Convolved Foam Mattress
- Wheelchair Transferrable Height (18")
- Spring and Deck Design (Reduces Bed Soars)
- Lightweight Rust Proof Aluminum Frame
- Stores Securely for Rapid Deployment
- Wide Security Belt

### Options

- Optional Stow on Board Safety Rails
- Optional Stow On Board IV Pole
- Optional Non-Slip Leg Wraps
- Optional Disposable Linen Pack
- WCR10A Storage Cart / Holds 10 WCFNC



# WCATFNC8P



*No matter what your population concern, Westcot has a solution.*

The Westcot All Terrain Functional Needs Cot 8 Person offering is a rapid deployment system designed to assist response agencies with the expedited delivery of Functional Needs Westcots to nearly any environment. The Westcart AT8 deployment and storage cart outfitted with four all terrain casters allow for zero deflation concerns. Two of the enhanced casters afford high quality brakes, which improves operation safety.

There are eight Westcot Functional Needs Cots (WCFNC) paired inside of four Westcot Rapid Deployment Bags (WCRDBFNC2) The WCFNC are designed to provide equal care for survivors of natural disasters who possess impaired cognitive and/or physical ability by providing functional respiratory and blood circulation support during temporary care scenarios. The stow on board IV poles and Safety rails provide necessary precaution, the Disposable Linen Packs (DLP) improve deployment efficiency by ensuring that box is checked.

The WCRDBFNC2 were designed to reduce Responder injury, increase deployment efficiencies, and protect your Westcot investment. The Whole system is covered in a Triple Layer Vinyl Dust Cover (WCVDC) which is soil and puncture resistant.

WCAT8: 39 x 43 x 74" at 155 lbs.

WCFNC SRIV: 80 x 32 x 18" (deployed) / 40 x 34 x 8" at 29 lbs. (stored)

WCRDBFNC2: Holds 2 x WCFNC SRIV

WCDLP: 1 Fitted Sheet, 1 Flat Sheet, 1 Blanket, 1 Pillowcase, 1 Pillow, stored inside of a Ziploc bag

Post-Katrina Emergency Management Reform Act (PKEMRA) requires that children and adults with and without disabilities who have access and functional needs must be able to access the same programs and services as the general population.

(FNSS Guidance page 10)

## WESTCOT EMERGENCY DISASTER SURVIVOR

### Application

- Functional Needs Support
- Mass Care
- Surge Capacity
- Special Needs
- Medical Shelters
- General Population (PKEMRA)

### Safety

- ADA Compliant
- FNSS Recommended
- 450 Lb. Working Capacity
- Friction Welded Tubular Ends
- Heavy Duty Leg Locks
- Reinforced/Antimicrobial Vinyl Coated Decking
- Antimicrobial Soil/Resistant Triple Layer Vinyl Mattress
- Easy to Decontaminate
- Exceed FED STD 1633 for Flammability Rating
- Anti-Tilt stabilizing design prevents tipping
- Safety and Instructional Labeling

### Superior Functionality

- Five Position Locking Head Elevator
- Convolute Foam Mattress
- Wheelchair Transferrable Height (18")
- Spring and Deck Design (Reduces Bed Soars)
- Lightweight Rust Proof Aluminum Frame
- Stores Securely for Rapid Deployment

### Options

- Optional Stow on Board Safety Rails
- Optional Stow On Board IV Pole
- Optional Non-Slip Leg Wraps
- Optional Disposable Linen Pack
- WCR10A Storage Cart / Holds 10 WCFNC

# WCEDS



### Dimensions

42 x 32 x 8" (Stored)  
80 x 32 x 18" (Deployed)  
28 Lb. Curb Weight  
450 Lb. Working Capacity  
42 x 34 x 13.75" (Carton / Stores 2)





## WCAPC

### Application

- Field Medical Hospitals & Surge Capacity

### Safety

- ADA Compliant
- FNSS Recommended
- 450 Lb. Working Capacity
- Friction Welded Tubular Ends
- Heavy Duty Leg Locks
- Reinforced/Antimicrobial Vinyl Coated Decking
- Antimicrobial Soil/Resistant Triple Layer Vinyl Mattress
- Easy to Decontaminate
- Exceed FED STD 1633 for Flammability Rating
- Anti-Tilt stabilizing design prevents tipping
- Safety and Instructional Labeling

### Superior Functionality

- Five Position Locking Head Elevator
- Two Position Foot Elevator
- Convolute Foam Mattress
- Operating/Procedure Height (28")
- Spring and Deck Design (Reduces Bed Soars)
- Lightweight Rust Proof Aluminum Frame
- Stores Securely for Rapid Deployment
- Wide Security Belt

### Options

- Optional Non-Slip Leg Wraps
- Optional Disposable Linen Pack
- WCR8A Storage Cart / Holds 8 WCAPC

We have used different models of the WestCot since 2005. Initially with the NC response to Waveland MS following the aftermath of Hurricane Katrina. Since we have used the cots on several mission deployments. They have held up to countless patient contacts as well as responder handling during set-up and demobilization. The cots have also been used to sleep staff on deployments and in facilities during responses. The cots are durable and have held up to the abuse of deployments that far exceeds its competitors. IMS is a great company to work with and their customer service is excellent. Anytime that we have had a request for parts or suggestion for improvement, IMS has listened and responded to the call. We will continue to do business with IMS in the foreseeable future.

(Chris Starbuck, MSN, RN, EMT-P)

### Active Patient Care





## Westcot Active Patient Care 8 Person WCAPC8P



The Westcot Active Patient Care 8 Person (WCAPC8P) offering is a rapid deployment system for WCAPC which were designed to provide operating height (28") to patients and/or medical professional tasked with emergency response functions. The WCAPC8P was created to improve hospital surge capacity programs or agencies tasked with field medial hospital activation.

There are eight Active Patient Care Westcots (WCAPC) paired inside of four Westcot Rapid Deployment Bags (WCRDBAPC2) stored inside of one Westcart 8a (WC8A.) The stow on board IV poles and Safety rails provide necessary precaution, the Disposable Linen Packs (WCDLP) improves deployment and decontamination efficiencies. The Whole system is covered in a Triple Layer Vinyl Dust Cover (WCVDC) which is soil and puncture resistant. This system reduces Responder injury, increase deployment efficiencies, and protects your Westcot investment.

WC8A: 39 x 43 x 82" at 155 lbs.

WCFNCSRIV: 80 x 32 x 28" (deployed) / 40 x 34 x 9" at 35 lbs. (stored)

WCRDBAPC2: Holds 2 x WCAPCSRIV

WCDLP: 1 Fitted Sheet, 1 Flat Sheet, 1 Blanket, 1 Pillowcase, 1 Pillow, stored inside of a Ziploc bag

Westcot Bariatric Functional Needs  
700 # Working Capacity  
ims4beds.com



## Westcot Bariatric Functional Needs (WCBFN)

### Dimensions

42 x 38 x 8" (Stored)  
82 x 38 x 22" (Deployed)  
44 Lb. Weight  
700 Lb. Working Capacity

### Safety

Exceeds IMS Settle Load Testing (+5,000 Cycles x 750 Lbs.)  
Friction Welded Tubular Ends  
Heavy Duty Leg Locks  
Antimicrobial, Soil Resistant, Reinforced Vinyl Coated Decking  
Wide Patient Restraint Belt  
Antimicrobial Soil Resistant Triple Layer Vinyl Mattress  
Easy to Decontaminate, Soil Resistant Decking Material  
All Materials Exceed FED STD 1633 for Flammability  
Anti-Tilt stabilizing design  
ADA Compliant  
Safety and Instructional Labeling

### Comfort & Client Benefits

2" Convuluted Foam Mattress  
Heavy Duty Head Elevator  
Customizable Sleeping Surface  
Easy Entry Height of 22"  
Spring and Deck Design  
Combined Spring Stretch Resistance of 9,576 Lbs.

### Convenience

Lightweight Rust Proof Aluminum Frame  
Stores Securely for Rapid Deployment  
Five Position Head Elevator  
Trendelenburg Foot Elevator  
Optional Safety Rails  
Optional Stow On Board IV Pole

### Application

Above Average Size and/or Weight Clients,  
Enhanced Pregnancy Comfort, Highest  
Functionality. Suitable for Hospital Surge Programs.



## Bariatric Special Needs (WCBSN)

### Dimensions

42 x 38 x 7" (Stored)  
82 x 38 x 22" (Deployed)  
42 Lb. Weight  
700 Lb. Working Capacity



### Safety

Exceeds IMS Settle Load Testing at 5,000 Cycles (x 750 Lbs.)  
Friction Welded (Spun) Tubular Ends  
Heavy Duty Leg Locks  
Reinforced Vinyl Coated Decking  
Wide Patient Restraint Belt  
Antimicrobial Soil Resistant Triple Layer Vinyl Mattress  
Antimicrobial Soil Resistant Decking Material  
Easy to Decontaminate  
All Materials Exceed FED STD 1633 for Flammability  
Anti-Tilt stabilizing design prevents tipping  
ADA Compliant  
Safety and Instructional Labeling

### Comfort & Client Benefits

2" Convoluted Foam Mattress  
Heavy Duty Head Elevator  
Customizable Sleeping Surface  
Easy Entry Height of 22"  
Spring and Deck Design Reduces Bed Soars  
Combined Spring Stretch Resistance of 9,576 Lbs.

### Convenience

Lightweight Rust Proof Aluminum Frame  
Stores Securely for Rapid Deployment  
Elevate Client's Upper Body  
Optional Safety Rails  
Optional Stow On Board IV Pole

### Application

Above Average Size and/or Weight Shelter Clients,  
Pregnant Woman Comfort, & Functional Support Req.



## WCBSN5



Extreme obesity (defined as a body mass index > 40) is associated with serious physiological and psychological co-morbidities such as cardiovascular disease, diabetes, cancer, kidney failure, liver disease and depression. Results from the latest National Health and Nutrition Examination Survey (NHANES), indicate that an estimated 5.7% of U.S. adults aged 20 years and over are extremely obese. Considerations for extremely obese individuals are critical when planning for emergency preparedness, response, and recovery, as they will require more resources and may present significant logistical challenges in patient transport and patient care.

Bariatric beds: ensure adequate dimensions, weight capacity. Bariatric beds may also be utilized for transport purposes.





# WCSIP

## Safety

- Friction Welded (Spun) Tubular Ends
- Heavy Duty Leg Locks
- Reinforced Vinyl Coated Decking
- Antimicrobial Soil Resistant Triple Layer Vinyl Mattress
- Antimicrobial Soil Resistant Decking Material
- Easy to Decontaminate
- All Materials Exceed FED STD 1633 for Flammability
- Anti-Tilt stabilizing design prevents tipping
- ADA Compliant
- Safety and Instructional Labeling

## Comfort & Client Benefits

- 5 Position Head Elevator with Locking Cord
- 2" Convuluted Foam Mattress
- Customizable Sleeping Surface
- 18" Wheelchair Transferrable Height
- Spring and Deck Design
- Combined Spring Stretch Resistance of 5,472 Lbs.
- Increase Responder Efficiency

## Convenience

- Lightweight Rust Proof Aluminum Frame
- Stores Securely for Rapid Deployment

## Application

Responder Comfort, Staff Emergency, Surge Capacity,  
Private Security, Troop Support, & **Leisure**

In 2018, IMS introduced the Westcot Shelter in Place (WCSIP) to ensure First Responders were also accounted for in equal care planning programs. A well-rested Responder is more effective. WCSIP is a budget conscious design which encompasses the quality, comfort, and safety of a standard Westcot.

(Integrity Medical Solutions, Inc.)



## Dimensions

- 42 x 32 x 7" (Stored)
- 80 x 32 x 18" (Deployed)
- 27 Lb. Weight
- 450 Lb. Working Capacity





# WCATSIP8P



*Reduce Responder Injury, Increase Deployment Efficiency, Protect Your Investment*



The Westcot All Terrain Shelter in Place 8 Person (WCATSIP8P) was designed with Responder safety at the epicenter of IMS' focus. There are eight Westcot Shelter in Place Cots (WCSIP) paired inside of four Westcot Rapid Deployment Bags (WCRDBSIP2), stored inside of a Westcart All Terrain 8 (WCAT8.) The entire system is covered in a Triple Layer Vinyl Dust Cover (WCVDC) which is antimicrobial, soil resistant, and puncture resistant.

WCATSIP8P enables rapid deployment of Westcot Shelter in Place Cots (WCSIP) to nearly any environment. The Westcart AT8 heavy-duty deployment cart outfitted with four all-terrain casters allows for fluid movement, and zero deflation concerns. Two of the all-terrain casters afford high quality braking systems which increase operational safety. The WCSIP provide compassion for anyone impacted by a shelter in place declaration. The WCRDBSIP2 reinforced proper lifting techniques and improves response times. The WCATSIP8P improves deployment efficiency, reduces Responder injury, and protects your Westcot investment.

WCATSIP8P Dimensions / Total Loaded Weight: 39 x 43 x 74" / 458 Lbs.

WCSIP Dimensions / Weight: 80 x 32 x 18" (Capacity 450 Lbs.) / 40 x 34 x 8" (28 Lbs. Each)

WCRDBSIP2 – Rapid Deployment Bags (Packs 2 x WCSIP + Enables Proper Lifting + Rapid Deployment

WCDLP – 1 Fitted Sheet, 1 Flat Sheet, 1 Blanket, 1 Pillowcase, 1 Pillow packed inside of each cot



# Bariatric Patient Care (WCBPC)

## Dimensions

42 x 38 x 6" (Stored)  
82 x 38 x 21" (Deployed)  
36 Lb. Weight  
700 Lb. Working Capacity

## Safety

Exceeds IMS Settle Load Testing +5,000 Cycles (750 Lbs)  
Friction Welded (Spun) Tubular Ends  
Heavy Duty Leg Locks  
Reinforced Vinyl Coated Decking  
Antimicrobial Soil Resistant Triple Layer Vinyl Mattress  
Antimicrobial Soil Resistant Decking Material  
Easy to Decontaminate  
All Materials Exceed FED STD 1633 for Flammability  
Safety and Instructional Labeling  
Anti-Tilt stabilizing design prevents tipping  
Optional Anti-Slip Feet

## Comfort & Client Benefits

2" Convoluted Foam Mattress  
Customizable Sleeping Surface  
Easy Entry Height of 22"  
Spring and Deck Design  
Combined Spring Stretch Resistance of 9,576 Lbs.

## Convenience

Lightweight Rust Proof Aluminum Frame  
Stores Securely for Rapid Deployment  
Optional Stow On Board IV Pole

## Application

Above average body types, Pregnant Woman Comfort,  
Mass Care, Surge Capacity, Hospital Surge Capacity  
Programs, & Field Medical Hospital

WESTCOT™



WESTCOT™



Under the Americans with Disabilities Act (ADA), children and adults with disabilities are entitled to equal opportunity to participate in programs, services, and activities in the most integrated setting.

(FEMA FNSS-Guidance)

# Bariatric Patient Care 6 Person (WCBPC6P)

## Introduction

The WCBSP6P was developed to mitigate Preparedness and Response efforts. This package has three primary objectives:

1. Reduce Responder injury, by promoting proper lifting techniques.
2. Increase deployment efficiency, by reducing response shelter activation time.
3. Protect your investments via the durable packaging

## Includes

6 Bariatric Shelter in Place Cots  
6 Rapid Deployment Bags  
18 Disposable Linen Packs 33 Lb. (Individual Cot Weight)  
1 Westcart Storage/Deployment Cart  
1 Vinyl Dust Cover  
System Dimensions: 42.5 x 42.5 x 49" @ 320 lbs.

## Safety

700 Lb. Working Capacity  
Friction Welded (Spun) Tubular Ends  
Heavy Duty Leg Locks  
Reinforced Vinyl Coated Decking  
Wide Patient Restraint Belt  
Antimicrobial Soil Resistant Triple Layer Vinyl Mattress  
Antimicrobial Soil Resistant Decking Material - Easy Decon.!  
All Materials Exceed FED STD 1633 for Flammability  
Safety and Instructional Labeling

## Comfort & Client Benefits

2" Convoluted Foam Mattress  
Customizable Sleeping Surface  
Easy Entry Height of 22"  
Spring and Deck Design (Reduces Bed Soars)  
Combined Spring Stretch Resistance of 9,576 Lbs.

## Convenience

Lightweight Rust Proof Aluminum Frame  
Stores Securely for Rapid Deployment  
Elevate Client's Upper Body  
Optional Safety Rails  
Optional Stow On Board IV Pole  
Optional Linens

## Application


Above Average Body Types and/or Weight Shelter Clients,  
Shelter in Place, Pregnant Woman Comfort, Mass Care, Surge Capacity, & Hospital Surge Capacity Programs.



WESTCOT™



WESTCOT™



WESTCOT™



# Westcot Toddler Cot WCTCSR

## Dimensions

47 x 24 x 10" (Deployed)  
24 x 24 x 6" (Stored)  
14 Lb. Weight  
150 Lb. Working Capacity

## Safety

Exceeds IMS Settle Load Testing at 5,000 Cycles (x 150 Lbs.)  
Friction Welded (Spun) Tubular Ends  
Heavy Duty Leg Locks  
Anti-Tilts (Stabilizing Bars)  
Optional Stow On Board Safety Rails  
Optional Non-Slip Foot Attachments

Reinforced Vinyl Coated Decking  
Antimicrobial Soil Resistant Triple Layer Vinyl Mattress  
Easy to Decontaminate  
All Materials Exceed FED STD 1633 for Flammability  
Safety and Instructional Labeling

## Comfort & Client Benefits

2" Convoluted Foam Mattress  
Customizable Sleeping Surface  
Spring and Deck Design Provides Superior Comfort  
Combined Spring Stretch Resistance of 3,520 Lbs.

## Convenience

Lightweight Rust Proof Aluminum Frame Stores Securely for  
Rapid Deployment

## Application

Displaced Children, Detention Facilities, General Population  
Shelters, Special Needs Shelters



## 2019 National Detention Standards for Non-Dedicated Facilities states;

Examples of "reasonable accommodations" include, but are not limited to, proper medication and medical treatment; accessible housing, toilet, and shower facilities; devices like bed transfer, accessible beds or shower chairs, hearing aids, or canes; and assistance with toileting and hygiene.

(Immigration and Customs Enforcement, 2019)





## Westcot Toddler Cart 10 Bed Package WCTC10BP



### Westcot Toddler Cart 10 Bed Package WCTC10BP

From National Immigration Detention Facilities to little Johnny's first sleep over, the Westcot Toddler Cots are a proven asset for a multitude of sheltering scenarios. Take advantage of the compact and resilient design, simply store the unit(s) under your bed, in your closet or attic for friends and family to enjoy when they swing by for an overnight visit. With a standard crib dimension, an antimicrobial/soil resistant mattress, anti-tipping bars, and safety rails, this Westcot mini is sure to stand up to years of use and plenty of abuse.

***ims4beds.com***

### Dimensions

Dimensions: 28"L x 35"W x 52"H

Shelf Cavity: 26 L x 34.75 W x 25.5"H

Storage: Holds 10 Westcot Toddler Cots

### Options

Anti-Slip Leg Wraps for use on smooth  
surfaces

Disposable Linens Kits

Stow on Board Safety Rails

## Westcot Baby Crib WCPC

### Dimensions

34 x 34 x 14-28" (Deployed)

34 x 34 x 4" (Stored)

5 Lb. (Weight)

2 Per Carton

### Safety

The Westcot Pedi-Crib (WCPC) is manufactured with safety at the epicenter of IMS' focus. The aluminum tube ends are friction welded to eliminate the potential for injury. The WCPC securely attaches to most Westcots with safety rail brackets and four durable tubular poles. As a secondary measure, IMS has included a crib securing strap in the build. This crib securing strap wraps around the Westcot base and holds the Crib Firmly to the Westcot. Two Crib can be attached to one Westcot which minimizes the footprint of this system.

The Westcot side leg mounted stabilizing bars prevent the joined structures from tipping during deployment scenarios. IMS also provides non-slip foot attachments that secure to the Westcot and prevent slipping and sliding of the Westcots across your shelter floor. And, all Materials Exceed FED STD 1633 for Flammability Safety and Instructional Labeling.

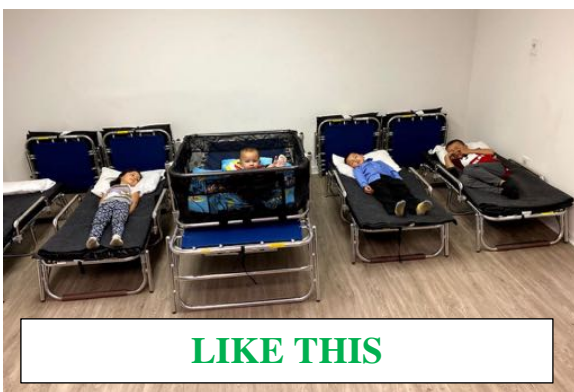
### Comfort & Client Benefits

The 2" convoluted foam mattress is antimicrobial, soil resistant, and puncture resistant. The WCPC provides a deep pocket which protects most 0-18 month old babies from injury, while they temporarily reside in emergency shelters post catastrophic event(s).

### Convenience

The accordion style design allows for quick deployment and compact storage. Lightweight Rust Proof Aluminum Frame Stores Securely for Rapid Deployment

  
**WESTCOT™**



**LIKE THIS**



**NOT LIKE THIS**

# Patient Transport Unit (WCPTU)

## Dimensions

42 x 28 x 10" (Stored)  
80 x 28 x 28" (Deployed)  
44 Lb. Weight  
350 Lb. Working Capacity

## Safety

Exceeds IMS Settle Load Testing at 5,000 Cycles @ 375 Lbs.  
Friction Welded (Spun) Tubular Ends  
Heavy Duty Leg Locks  
Reinforced Vinyl Coated Decking  
Wide Patient Restraint Belt  
Antimicrobial Soil Resistant Triple Layer Vinyl Mattress  
Antimicrobial Soil Resistant Decking Material  
Easy to Decontaminate  
All Materials Exceed FED STD 1633 for Flammability  
Safety and Instructional Labeling

## Comfort & Client Benefits


5 Position Head Elevator with Locking Cord  
2 Position Trendelenburg Foot Elevator  
2" Convoluted Foam Mattress  
Customizable Sleeping Surface  
Spring and Deck Design  
Combined Spring Stretch Resistance of 5,472 Lbs.

## Convenience

X-Axis 360 Rotation (2 Swivel/Locking, 2 Straight, 2 Swivel)  
Lightweight Rust Proof Aluminum Frame  
Stores Securely for Rapid Deployment  
Optional Stow on Board Safety Rails  
Optional Stow On Board IV Pole

## Application

Indoor Use Only: Hospital Surge Capacity Programs, Special  
Needs Transport, & Field Medical Hospital Support





# Off the Ground Cot (OGC)

## Dimensions

36 x 28 x 4.5" (Stored)  
72 x 28 x 15" (Deployed)  
9.6 Lb. Curb Weight  
250 Lb. Static Capacity

## Safety

Reinforced Vinyl Coated Decking  
Antimicrobial Soil Resistant Decking Material  
Easy to Decontaminate  
All Materials Exceed FED STD 1633 for Flammability

## Comfort & Client Benefits

Wrapped Canvas Design

## Convenience

Lightweight Rust Proof Aluminum Frame  
Stores Securely for Rapid Deployment

## Application

MEGA-Shelters, General Population, International Aide,  
Budget Friendly

**Availability based on quantity**



**IMS is an Equal Opportunity Employer**



## MEGA-Shelter Planning Guide A Resource and Best Practice Reference Guide

General population shelter - Serves everyone in the community that does not require the level of medical care provided by a Federal Medical Station (FMS) and/or a State/locally operated medical support shelter.

Mega-shelter - Generally necessary when the number of people requiring shelter support is large and extensive damage to structures and community infrastructure limits sheltering options and results in longer shelter operational periods (*p. 14*)

(International Association of Venue Management  
& The American Red Cross)



# General Use Cot (WCGUC)

## Dimensions

42 x 32 x 6" (Stored)  
80 x 32 x 22" (Deployed)  
22 Lb. Weight  
450 Lb. Working Capacity

## Safety

Exceeds IMS Settle Load Testing at 15,000 Cycles (x 450 Lbs.)  
Friction Welded (Spun) Tubular Ends  
Heavy Duty Leg Locks  
Reinforced Vinyl Coated Decking  
Antimicrobial Soil Resistant Triple Layer Vinyl Mattress  
Antimicrobial Soil Resistant Decking Material  
Easy to Decontaminate  
All Materials Exceed FED STD 1633 for Flammability  
Safety and Instructional Labeling

## Comfort & Client Benefits

2" Convuluted Foam Mattress  
Customizable Sleeping Surface  
Wheelchair Transferable Height – 18"  
Spring and Deck Design (Reduces Bed Soars / Maximizes Comfort)  
Combined Spring Stretch Resistance of 5,472 Lbs.

## Convenience

Lightweight Rust Proof Aluminum Frame  
Stores Securely for Rapid Deployment

## Application

Mass Care, Surge Capacity Programs, General Populations,  
Homeless Sheltering Operations, Budget Friendly



Sheltering survivors falls under emergency protective measures, which must "Eliminate or lessen immediate threats to life, public health or safety; or eliminate or lessen immediate threats of significant additional damage to improved public or private property..." (44 CFR §206.225 (a)(3))

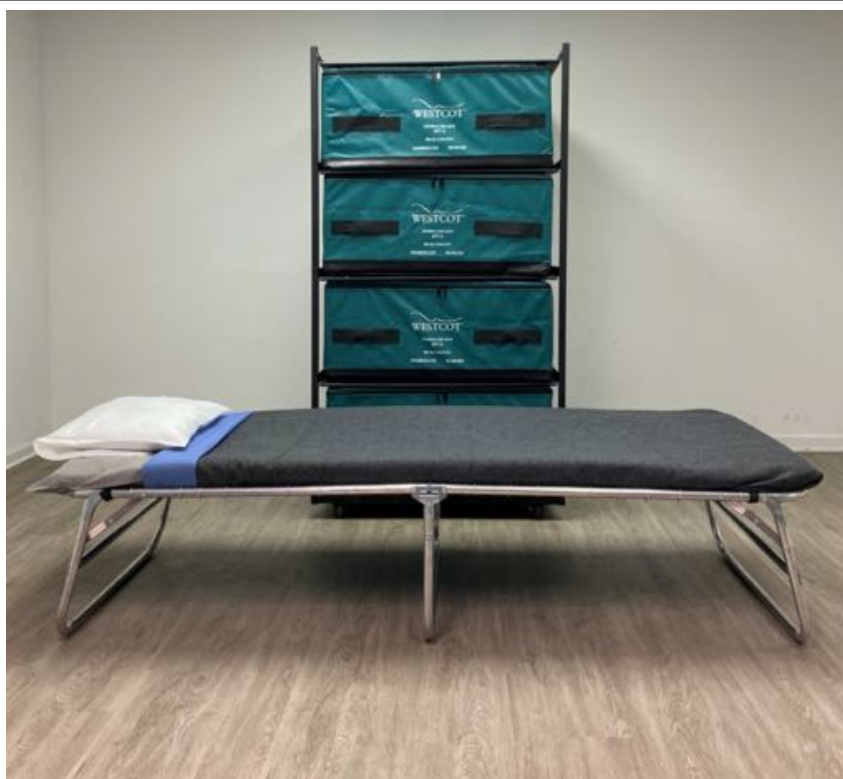
(SC Emergency Management Division)



## Westcot All Terrain General Use Cot 12 Person WCATGUC12P



Far too often avoidable injuries occur during emergency operations. IMS intends to reduce this probability with the introduction of Westcot Specialized Systems. The Westcot All Terrain General Use Cot 12 Person (WCATGUC12P) is just one example of a sheltering solution that was developed as a standby resource for agencies with general populous sheltering responsibilities. This radical collaboration of storage and deployability is making its mark on the Emergency Response Community by raising Responder health awareness and servicing communities equally.



# Westcart Rolling Storage and Deployment Racks

IMS offers multiple storage and inventory mobilization solutions for our Agency Partners. There is a Westcart for every Westcot and many more. All of our Westcarts are constructed of Laser Cut, Heavy-Duty Steel that is finished with a durable powder coated finish. All Westcarts have an available All-Terrain Package Upgrade.

(lms4beds.com)

## Westcart Benefits:

Laser Cut Components (no sharp edges)

Welded Steel Construction

Baked on Powder Coated Finish

Westcart 10 A (WCR10A)

Westcart 8 A (WCR8A)

Westcart Trailer Height Cart (WCRT9)

Westcart All Terrain Bariatric (WCATB456)

Westcart All Terrain 8 Person (WCAT8P)

Triple Layer Vinyl Dust Covers Option

Shelf Inserts Available

All Terrain Casters Available

Custom Designed Available





## Standard and Specialty Trailers

Standard Cargo Trailers, Turnkey Westcot Shelter Systems, Inoculation Trailers, Blood Donation Trailers, Basic Mobile Command Systems, and many more.



**Fleet mobilization**



**Delivery Options**



**120 Westcots x 16' box trailer**



**Rapid Deployment**



## Trailer System Packages w/Endless Options



### *Prepare*



### *Respond*



IMS introduced turnkey solutions for Government and Private Sector Clients in 2019. IMS' Design Specialist will work directly with clients to achieve specific configurations in order to meet preparedness goals. Prepare your mission essential equipment with a mobilized rapid response system. On hand critical support equipment will greatly mitigate emergency operations for your community.

(ims4beds.com)



## Product Specifications: Westcot Linen Pack

The Westcot™ Disposable Linen Packs (WCDLP) contain 1 fitted sheet, 1 flat sheet, 1 blanket, 1 pillow, 1 pillowcase, all consolidated into one zip lock bag to prevent cross contamination prior to use. The WCDLP are available individually, 10 per carton, or 200 per pallet (20 cartons).

The Westcot™ Bariatric Disposable Linen Packs Bariatric (WCBDL) contain 1 fitted sheet, 1 flat sheet, 1 blanket, 1 pillow, 1 pillowcase, all consolidated into one zip lock bag to prevent cross contamination prior to use. The WCBDL are available individually, 8 per carton, 160 per pallet (20 cartons).



Custom sizes and Cot Covers are also available

Replacement Parts or Accessories: 855.505.9267 / [Sales@IntegrityMedicalSolutions.com](mailto:Sales@IntegrityMedicalSolutions.com)

  
WESTCOT™

## **Reference Page**

- South Carolina Emergency Management Division. (2019). South Carolina Emergency Operations Plan. South Carolina Hurricane Plan. South Carolina Regulatory Committee.**
- U.S. Department of Homeland Security. (2019). 2019 National Preparedness Report. Center for Homeland Defense and Security. Naval Postgraduate School.**
- U.S. Department of Health and Human Services. Office of the Assistant Secretary for Preparedness and Response. Planning Considerations for the Extremely Obese in Disasters and Public Health Emergencies. (2003). ASPR Division of At-Risk Individuals, Behavioral Health, and Community Resilience (ABC).**
- U.S. Department of Homeland Security. Federal Emergency Management Agency. (2010). Guidance of Planning for Integration of Functional Needs Support Services in General Population Shelters. BCFS Health and Human Services, San Antonio, Texas.**
- U.S. Immigration and Customs Enforcement. National Detention Standards for Non-Dedicated Facilities. (Revised 2019).**
- International Association of Venue Managers, Inc. & American Red Cross. (2010). MEGA-Shelter Planning guide (A Resource and Best Practices Reference Guide. A Curriculum of the Academy for Venue Safety & Security**

*Page Intentionally Left Blank*





**Tube Enterprises, Inc. dba Integrity Medical Solutions, Inc.**

**1028 Railroad Ave. Shelby, NC 28152 USA**

**TID #: 20-1590871 / 20-4604067**

**704.692.5417 (M)**

**855.505.9267 (TF)**

**SALES@INTEGRITYMEDICALSOLUTIONS.COM**

**IMS4BEDS.COM**